

## WINGTEKS 5 BI-METAL TF/Tx25 - STAINLESS STEEL A2 - Ø 5,5xL



### PRODUCT DEFINITION

- Self-drilling bi-metal screw Ø 5.5 mm.
- Torx countersunk head Ø 10.5 mm with ribs under head.
- Torx n°25 pattern.
- 1.81 mm pitch. Drill point.

### APPLICATION

- Fixing of a wood element on metallic frame.
- Aggressive environment (off the seafloor).
- Drilling capacity (CP): 2 to 5 mm of steel.

### MATERIAL & FINISH

#### Material:

- Screw body: Austenitic Stainless Steel A2 - 1.4307 - AISI 304L according to the NF EN 10088 standard.
- Drill point and first threads: Treated carbon steel.

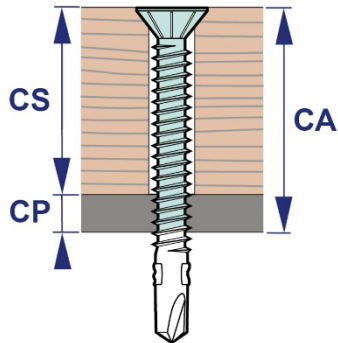
#### Finish:

- Organic top coat.

#### Corrosion resistance:

- Screw Body:
  - Determined Kesternich test according to NF EN ISO 22479:
  - Resist to 30 cycles without the appearance of red rust.
  - By salt spray test according to NF EN ISO 9227:
  - No trace of red rust after 1000 hours.
- Steel point and 1st threads with surface coating:
  - By salt spray test according to NF EN ISO 9227:
  - No trace of red rust after 200 hours.

## INSTALLATION



CP: Drilling Capacity – CS: Clamping Capacity – CA: Assembly Capacity

- The assembly is done out using a FEIN ASCM 18-4 QM AS screwdriver with torque limiter and depth gauge with a drive bit Torx 25.

### Unauthorized machines:

- Nutrunners, impact wrenches, impact screwdrivers are not suitable for assembly work and are strictly forbidden to use.

### Recommended tools:

- Screwdriver box FEIN ASCM 18-4 QM AS battery-powered + Starter set with 2 batteries and 1 charger (code: 321 688).
- Depth stop for FEIN ASCM 18-4 QM AS (code: 321 686).
- Magnetic bit holder in Stainless steel (Code: 323 105).
- Drive bit Torx 25 Lg 25mm (Code: 325 100).

### Related Products:

- WINGTEKS 4 BI-METAL TF/Tx25 Ø 4,8xL (Refer to TDS no. 4037).
- WINGTEKS 6 BI-METAL TF/Tx30 Ø 6.3xL (Refer to TDS no. 4268).
- WINGTEKS 12.5 BI-METAL TF/Tx25 Ø 5.5xL (Refer to TDS no. 4039).

## PERFORMANCE

### Drilling time :

- Tested materials: Building steel S355 JR.
- Used tools: FEIN ASCM 18-4 QM AS screwdriver with torque limiter and depth gauge.

Drilling test	Unit	Ø 5.5
Drilling Time	s/mm	< 2
Rotational speed	RPM	2000 <sup>1</sup>
Axial load	dan	20

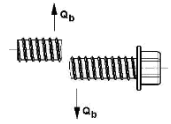
<sup>1</sup> Actual under load: 1800 rpm

### Characteristic resistances:

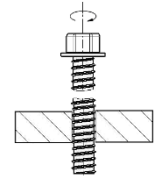
- Characteristic tensile strength:  $\bar{x} = 784 \text{ daN}$



- Characteristic shear strength - 0.6 x Rm:  $\bar{x} = 470 \text{ daN}$




- Characteristic torsion strength:  $\bar{x} = 7.5 \text{ Nm}$



- Pull-out resistance (Pk) in according to NF P 30-310:

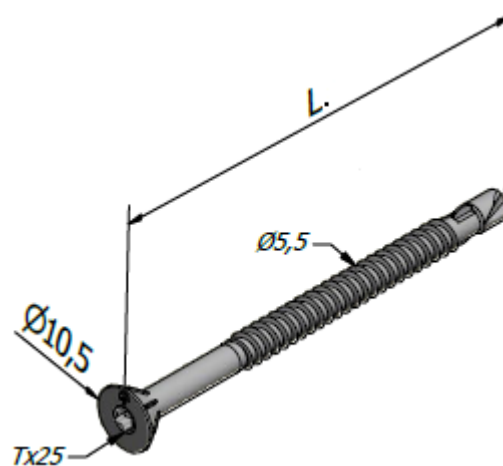
Support Thickness (mm)	daN
S320 - 2 mm	268
S320 - 2.5 mm	322
S235 - 3 mm	426
S235 - 4 mm	693



<sup>2</sup> Breaking the Fastener

The indicated values don't include the safety factors and are indicative

## DIMENSIONS & CODES



Ø x L. (mm)	CP (mm)	CS mini (mm)	CA maxi (mm)	Pattern	Cond.	Code
5.5 x 65	2 to 5	-	42	Torx 25	100	288 914
5.5 x 85	2 to 5	31	62	Torx 25	100	288 958
5.5 x 109	2 to 5	54	86	Torx 25	100	288 960

Ø : Nominal diameter - L : Length - CS<sub>mini</sub>: Minimum clamping capacity - CA<sub>maxi</sub>: Maximum assembly capacity - CP : Drilling capacity - Cond. : Packaging

## CONFORMITY

- The characteristic resistances are the result of tests carried out by the LR ETANCO laboratory.
- Reaction to fire: A1 according to NF EN 13501-1.

## MARKING & LABELLING

- On packaging: WINGTEKS 5 BI-METAL TF/Tx25 InA2 5,5xL + CODE.

## QUALITY CONTROL

- ISO 9001 certified quality management system according to certificate in force.

## NOTE

These products are intended for professional installers landlords whose the related service includes supply and installation. In accordance with rules and normative regulation, it's their responsibility to check that the use of these products is in conformity to themselves needs and their customers. They have to insure as well the adequacy of this material with their real operating conditions. The company excludes any guarantee for the use that does not respect these conditions. His responsibility is limited to the strict compliance with the specifications stipulated on the customer's purchase order. The guarantee is limited to the replacement of defective parts acknowledged by the Company's technical service, without workforce costs and travel expenses. It excludes material damage or physical injury and others direct or indirect damages, material or immaterial, which may result from defective parts including installation that not complying with the use for which they are designed and produced.

Registration date: 02/09/2025 - Revision B

LR ETANCO is a member of:



ETANCO - Parc les Érables - Bât. 1 - 66 Route de Sartrouville

78231 Le Pecq Cedex France - [www.etanco.eu](http://www.etanco.eu)

Tel: 01 34 80 52 00 - [commercial.france@etanco.fr](mailto:commercial.france@etanco.fr)