

WINGTEKS 6 BI-METAL TF/Tx30 - STAINLESS STEEL A2 - Ø 6.3 x 70



PRODUCT DEFINITION

- Self-drilling bi-metal screw Ø 6.3 mm.
- Torx countersunk head Ø 12.4 mm with ribs under head.
- Torx n°30 pattern.
- 1.81 mm pitch. Drill point.

APPLICATION

- Fastening for wood element on metallic frames.
- Aggressive environment (off the seafront).
- Drilling capacity (CP): 2 to 6 mm of steel.

MATERIAL & FINISH

Material:

- Screw body: Austenitic Stainless Steel A2 - 1.4307 - AISI 304L according to the NF EN 10088 standard.
- Drill point and first threads: Treated carbon steel.

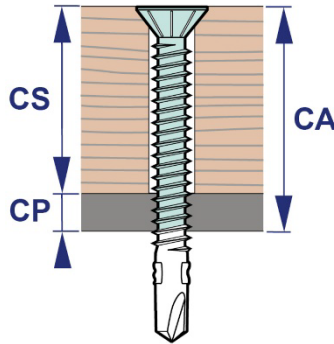
Finish:

- Organic top coat.

Corrosion resistance:

- Screw Body:
 - Determined Kesternich test according to NF EN ISO 22479:
Resist to 30 cycles without the appearance of red rust.
 - By salt spray test according to NF EN ISO 9227:
No trace of red rust after 1000 hours.
- Steel point and 1st threads with surface coating:
 - By salt spray test according to NF EN ISO 9227:
No trace of red rust after 200 hours.

INSTALLATION



CP: Drilling Capacity – CS: Clamping Capacity – CA : Assembly Capacity

- The assembly is done out using a FEIN ASCM 18-4 QM AS screwdriver with torque limiter and depth gauge with a drive bit Torx 30.

Unauthorized machines:

- Nutrunners, impact wrenches, impact screwdrivers are not suitable for assembly work and are strictly forbidden to use.

Recommended tools:

- Screwdriver box FEIN ASCM 18-4 QM AS battery-powered + Starter set with 2 batteries and 1 charger (code: 321 688).
- Depth stop for FEIN ASCM 18-4 QM AS (code: 321 686).
- Magnetic bit holder in Stainless steel (Code: 323 105).
- Drive bit Torx 30 Lg 25mm (Code: 325 115).

Related Products:

- WINGTEKS 4 BI-METAL TF/Tx25 Ø 4,8xL (Refer to TDS no. 4037).
- WINGTEKS 5 BI-METAL TF/Tx25 Ø 5.5xL (Refer to TDS no. 4544).
- WINGTEKS 12.5 BI-METAL TF/Tx25 Ø 5.5xL (Refer to TDS no. 4039).

PERFORMANCE

Drilling time :

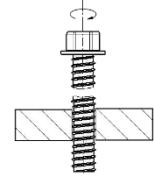
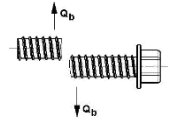
- **Tested materials:** Building steel S355 JR.
- **Used tools:** Screwdriver FEIN ASCM 18-4 QM AS with torque limiter and depth stop.

Drilling test	Unit	Ø 6.3
Drilling Time	s/mm	< 2
Rotational speed	RPM	2000 ¹
Axial load	dan	27

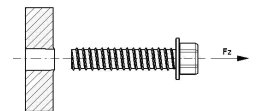
¹ Real under load: 1800 rpm

Characteristic resistances:

- Characteristic tensile strength: $\bar{x} = 1076 \text{ daN}$
- Characteristic shear strength - $0.6 \times R_m$: $\bar{x} = 645 \text{ daN}$
- Characteristic torsion strength: $\bar{x} = 14 \text{ Nm}$
- Pure tensile strength (Pk) according to NF P 30-310.



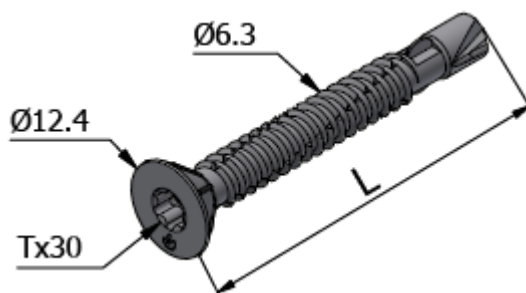
Support Thickness (mm)	daN
S320 - 2 mm	338
S320 - 2.5 mm	397
S235 - 3 mm	609
S235 - 4 mm	777
S235 - 6 mm	1016 ²



² Breaking the Fastener

The indicated values don't include the safety factors and are indicative

DIMENSIONS & CODES



Ø x L. (mm)	CP (mm)	CS mini (mm)	CA maxi (mm)	Pattern	Cond.	Code
6.3 x 70	2 to 6	-	48	Torx 30	100	288 733

Ø : Nominal diameter – L : Length – CS_{mini}: Minimum clamping capacity – CA_{maxi} : Maximum assembly capacity – CP : Drilling capacity – Cond. : Packaging

CONFORMITY

- NF DTU 51.4: Exterior wooden decking.
- The characteristic resistances are the result of tests carried out by the LR ETANCO laboratory.
- Reaction to fire: A1 according to NF EN 13501-1.

MARKING & LABELLING

- On packaging: WINGTEKS 6 BI-METAL TF/Tx30 InA2 6,3x70 + CODE.

QUALITY CONTROL

- ISO 9001 certified quality management system according to certificate in force.

NOTE

These products are intended for professional installers landlords whose the related service includes supply and installation. In accordance with rules and normative regulation, it's their responsibility to check that the use of these products is in conformity to themselves needs and their customers. They have to insure as well the adequacy of this material with their real operating conditions. The company excludes any guarantee for the use that does not respect these conditions. His responsibility is limited to the strict compliance with the specifications stipulated on the customer's purchase order. The guarantee is limited to the replacement of defective parts acknowledged by the Company's technical service, without workforce costs and travel expenses. It excludes material damage or physical injury and others direct or indirect damages, material or immaterial, which may result from defective parts including installation that not complying with the use for which they are designed and produced.

Registration date: 28/08/2025 – Revision F

LR ETANCO is a member of:



LR ETANCO - Parc les Érables - Bât. 1 - 66 Route de Sartrouville
78231 Le Pecq Cedex France - www.etanco.eu

Tel: 01 34 80 52 00 – commercial.france@etanco.fr